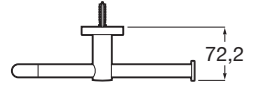
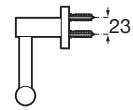
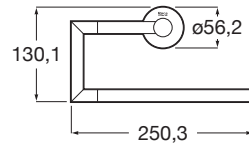


HOTELS

Towel ring



TECHNICAL DRAWINGS



FEATURES

Finish: Chrome

Fixing kit: Included

Installation options: Only with screws

Installation type: Wall-mounted

Material: Metal

Maximum weight supported (Kg): 10

Shape: Ring

Suitable for: Bidet

Hotels

An alliance between simplicity, style and functionality. This collection has been designed to adapt to any space and requirement. Inspired by minimalist forms, it is characterised by its great versatility. It is a solution thought of for both small and large design projects, whether public or private.

