



#### Applications


High-end commercial and domestic installations that demand a premium finish.

#### Water Saving

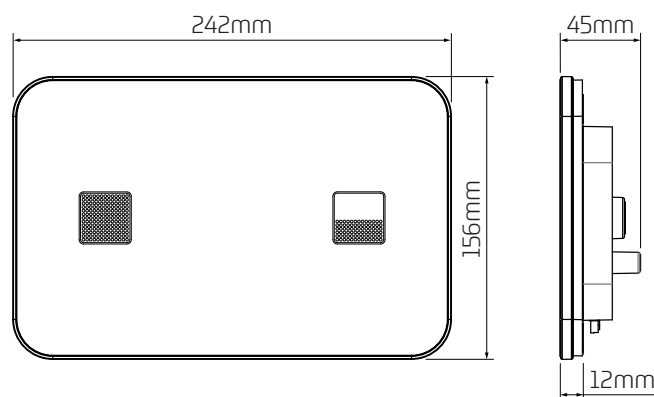
Intuitive, touch free operation in conjunction with a Dudley Niagara pneumatic valve provides full and a water saving reduced flush.

#### Features

- ~ Square or radius corners give specifiers unparalleled design freedom
- ~ Flush status icons give interactive visual feedback:  
Blue: user detected and ready to flush  
Green: Flush activated  
Red: cistern filling
- ~ Scratch and graffiti resistant coating reduces the risk of damage to the front window
- ~ Compatible with all Dudley Vantage & Miniflo cisterns incorporating a Niagara pneumatic valve
- ~ Compatible with Dudley Illusion A frame only
- ~ Configured in minutes using simple rear access controls and visual set-up confirmation
- ~ Three sensor range set-up options: Default, automatic or manual
- ~ Pneumatic boost option can be configured separately for full and partial flushes to ensure consistent, reliable valve operation
- ~ Adjustable fill delay timer prevents flushing before the cistern has completely refilled
- ~ Incorporates discrete, tamper resistant, quick release locks for easy service access
- ~ Mounts to partitions, IPS panelling and walls using the Dudley Vantage maintenance tunnel
- ~ Dedicated branding and custom status icons available, subject to order quantity
- ~ Available with square corners.



#### Dimensional Data



#### Technical Data

Operating Voltage	6V DC (Transformer Supplied)
Nominal Voltage	230V AC 50Hz
Ingress Protection	IP 45
Detection Sensor Range	1.8m Maximum
Flush Sensor Range	7cm Approx. Maximum
Fill Delay Time	Adjustable 15 - 120secs
Installation Requirement	When raised the WC seat and lid must not obstruct the wave unit in any way
Product Code	330262

# Dudley



## DUDLEY WAVE S3™

Intelligent Flush Actuator  
Square Corners

### Applications


High-end commercial and domestic installations that demand a premium finish.

### Water Saving

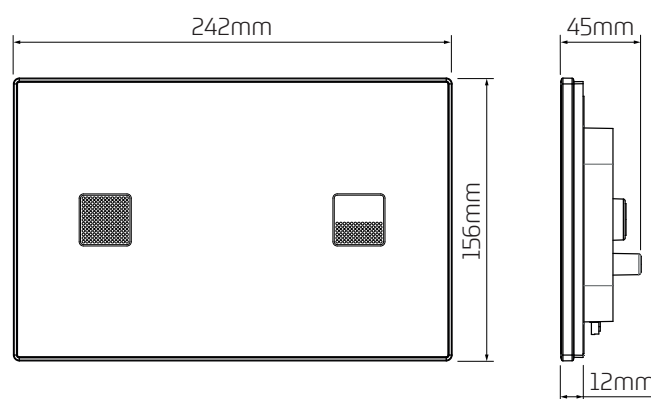
Intuitive, touch free operation in conjunction with a Dudley Niagara pneumatic valve provides full and a water saving reduced flush.

### Features

- ~ Square or radius corners give specifiers unparalleled design freedom
- ~ Flush status icons give interactive visual feedback:  
Blue: user detected and ready to flush  
Green: Flush activated  
Red: cistern filling
- ~ Scratch and graffiti resistant coating reduces the risk of damage to the front window
- ~ Compatible with all Dudley Vantage & Miniflo cisterns incorporating a Niagara pneumatic valve
- ~ Compatible with Dudley Illusion A frame only
- ~ Configured in minutes using simple rear access controls and visual set-up confirmation
- ~ Three sensor range set-up options: Default, automatic or manual
- ~ Pneumatic boost option can be configured separately for full and partial flushes to ensure consistent, reliable valve operation
- ~ Adjustable fill delay timer prevents flushing before the cistern has completely refilled
- ~ Incorporates discrete, tamper resistant, quick release locks for easy service access
- ~ Mounts to partitions, IPS panelling and walls using the Dudley Vantage maintenance tunnel
- ~ Dedicated branding and custom status icons available, subject to order quantity
- ~ Available with rounded corners.



### Dimensional Data



### Technical Data

Operating Voltage	6V DC (Transformer Supplied)
Nominal Voltage	230V AC 50Hz
Ingress Protection	IP 45
Detection Sensor Range	1.8m Maximum
Flush Sensor Range	7cm Approx. Maximum
Fill Delay Time	Adjustable 15 - 120secs
Installation Requirement	When raised the WC seat and lid must not obstruct the wave unit in any way
Product Code	330261